

Menu ARGUS® 126		the single test menu varies with the type of access / depending on the selected type of access and access mode, several menu items can be hidden																			
1	Access	2	Accu servicing	A3	Single tests ADSL	3	Single tests ISDN	3	Single tests POTS	4	Test manager	5	Test reports	6	Level measuring	7	L1 state	8	Settings		
1.1	S-Bus interface TE automatic TE P-P TE P-MP NT P-P** NT P-MP** Monitor Recorder Leased line	Charge Accu charge U: xxV Discharge + Charge Accu discharge U: xxV Auto charge On Off	A3.1	ATU-R* IP ping Traceroute HTTP-Download FTP-Download FTP-Upload VPI/VCI Scan ATM-OAM-Ping ATM BERT* VoIP - phone* (PESQ*)	3.1	Bit error test Phone / connection PESQ test*							Test no. 1-20 Start Display result Send report to PC Delete All tests to PC	S-Bus: Connected line Other TE U interface: Voltage U Power U POTS: Voltage POTS			TE: info x NT: info x	8.1	see page 2		
1.2	U interface* TE automatic TE P-P TE P-MP Leased line		A3.2	ATU-R bridge*	3.1.1	BERT start S-Bus / U / PRI Numbers Select service: see table services B channel select													8.2	see pages 2, 3, 4	
1.3	PRI interface TE P-P NT P-P Monitor Recorder Leased line		A3.3	ATU-R router* IP ping Traceroute HTTP-Download FTP-Download FTP-Upload VPI/VCI Scan ATM-OAM-Ping VoIP - phone* (PESQ*)	3.1.1	BERT start S-Bus / U / PRI Numbers Select service: see table services B channel select														8.3	see page 5
1.4	POTS interface POTS terminal POTS monitor				3.1.1	BERT start S-Bus / U / PRI Numbers Select service: see table services B channel select														8.4	see page 5
1.5	RC measurement				3.1.1	BERT start S-Bus / U / PRI Numbers Select service: see table services B channel select														8.5	see page 5
1.6	Ethernet				3.1.1	BERT start S-Bus / U / PRI Numbers Select service: see table services B channel select														8.6	see page 5
1.7	ADSL ATU-R ATU-R bridge ATU-R router		E3	Single tests Eth E3.1 Ethernet IP ping Traceroute HTTP-Download FTP-Download FTP-Upload VoIP - phone* (PESQ*)	3.1.1	BERT start S-Bus / U / PRI Numbers Select service: see table services B channel select														8.7	see page 5
					3.2	Supp. serv. test Own number Select service: see table services														8.8	see page 5
					3.3	Select service Own number B-channel select														8.9	see page 5
					3.4	X.31 test 3.4.1 X.31 profile* X.31 profile 1* --- X.31 profile 3*														8.10	see page 5
					3.4.1	X.31 profile* X.31 profile 1* --- X.31 profile 3*	3.4.1.1	Automatic D channel B channel case A or B numbers B channel select	3.4.1.2	Manual D channel TEI: xx LCN: xx [def: 1] numbers B channel case A numbers B channel case B numbers B channel select									9	Help	
					3.5	CF interrogation Select service: All Spch, DFU, A3k1Hz A7kHz, Tel31, TTX Fax G4, ViSyB, ViTel Fax G3, Tel7k														9.1	Hotkeys
					3.6	CF activation Select service: All Spch, DFU, A3k1Hz A7kHz, Tel31, TTX Fax G4, ViSyB, ViTel Fax G3, Tel7k															
					3.7	CF delete Select service: see 3.6															
					3.8	Phone / connection 3.8.1 Overlap sending Select service: see table services B channel select Numbers															
					3.8.1	Overlap sending Select service: see table services B channel select Numbers	3.8.2	Enblock Select number Select service: see table services B channel select	3.8.3	Redialing Select service: see table services B channel select	3.8.4	Keypad Keypad info 1-3 Select service: see table services B channel select									
					3.9	Traffic-Generator Numbers															
					3.10	Time measuring 3.10.1 Cnn. setup time Numbers Select service: see table services B channel select															
					3.10.1	Cnn. setup time Numbers Select service: see table services B channel select	3.10.2	B-channel delay Numbers Select service: see table services B channel select	3.10.3	Interchan. delay Numbers Select service: see table services B channel select											
					3.11	PESQ test* Select service: see table services B channel select															

supp. services:

TP test
HOLD test
CLIP test:
CLIP / CLIR
COLP/COLR
DDI test
MSN test
CF test
CFU
CFB
CFNR
CW-Test
CCBS test
CCNR test
MCID test
3PTY test
ECT test
CUG test
CD test
AOC test
SUB test
UUS test

services:

Speech
UDI 64 kBit
3.1kHz audio
7 kHz audio
UDI-TA
Telephony ISDN
Fax G3
Fax G4
Mixed Mode
Teletex
Videotex
Telex
OSI
Telephony 7 kHz
Videotelephony 1
Videotelephony 2

sequel to page 1

8	Settings
8.1	PC / trace
	Off
	Auto PC sync
	Manual PC sync
	Recording
8.2	Profiles
	Profile 1

	Profile 10
8.3	see page 5
8.4	see page 5
8.5	see page 5
8.6	see page 5
8.7	see page 5
8.8	see page 5
8.9	see page 5
8.10	see page 5

8.2.1 Line parameters

8.2.1.1	ADSL*
	ADSL mode
	Annex A auto [def]
	Annex B auto*
	ADSL2+ Annex A
	ADSL2+ Annex B*
	ADSL2 Annex A
	ADSL2 Annex B*
	G.DMT (G.992.1)
	Annex B ETSI*
	ANSI T1.413
	Annex B DT/ITU*
	ReADSL2 Annex L
	Rated value
	d: xx
	[def: 0]
	u: xx
	[def: 0]
	Shutdown mode
	Dying gasp [def]
	Orderly shutdown

8.2.2 see page 3, 4

8.2.3 see page 4

8.2.1.2	Ethernet*
	Autonegotiation
	On [def]
	Off
	Speed
	100 Mbit/s
	10 Mbit/s
	Duplex
	Full
	Half
	Flow Control
	On
	Off

8.2.1.7	LAN*
	IP mode
	Static IP [def]
	DHCP client
	DHCP server
	DHCP auto
	local IP address
	x.x.x.x
	0.0.0.0 [def]
	IP net mask
	x.x.x.x
	255.255.255.0 [def]
	Gateway IP address
	x.x.x.x
	0.0.0.0 [def]
	DHCP Server
	Start/end address
	x.x.x.x
	0.0.0.0 [def]
	x.x.x.x
	0.0.0.0 [def]
	Domain
	xx
	Reserve time
	hours: xxx
	240 [def]
	DHCP Timeout
	sec: xx
	20 [def]
	MAC-address
	xx:xx:xx:xx:xx:xx
	00:00:00:00:00:00
	VLAN
	Use VLAN
	No
	Yes
	ID
	ID: xxxx
	0 [def]
	Priority
	Priority: x
	0 [def]

8.2.1.3	Protocol*
	PPPoE [def]
	PPPoA
	IPoA
	IP
	EoA
	PPTP

8.2.1.8	WAN*
	IP mode
	Static IP [def]
	DHCP client
	local IP address
	x.x.x.x
	0.0.0.0 [def]
	IP net mask
	x.x.x.x
	255.255.255.0 [def]
	remote IP address
	x.x.x.x
	0.0.0.0 [def]
	DHCP timeout
	sec: xx
	20 [def]
	MAC-address
	xx:xx:xx:xx:xx:xx
	00:00:00:00:00:00
	VLAN
	Use VLAN
	No
	Yes
	ID
	ID: xxxx
	0 [def]
	Priority
	Priority: x
	0 [def]

8.2.1.4	PPP*
	User name
	User name: xxxx
	Password
	Password: xxxxx
	Set WAN IP
	No [def]
	Yes
	Activation delay
	sec: xx

8.2.1.9	Router*
	NAT on [def]
	NAT off

8.2.1.12	DHCP vendor ID*
	Format
	ASCII [def]
	HEX
	ASCII data
	xxxxx
	HEX data
	xxxxx

8.2.1.15	DHCP User-def. Opt.*
	Number
	xxx
	Format
	ASCII
	HEX
	ASCII data
	xxxxx
	HEX data
	xxxxx

8.2.1.5	PPTP*
	Server IP address
	x.x.x.x
	0.0.0.0 [def]

8.2.1.10	DNS server*
	DNS server 1
	x.x.x.x
	0.0.0.0 [def]
	DNS server 2
	x.x.x.x
	0.0.0.0 [def]

8.2.1.13	DHCP vendor info*
	Format
	ASCII
	HEX
	ASCII data
	xxxxx
	HEX data
	xxxxx

8.2.1.6	ATM*
	Standard VC
	VPI/VCI
	VPI: xxx
	1 [def]
	VCI: xxx
	32 [def]
	Encapsulation
	LLC [def]
	VC-MUX
	Auto ATM
	No
	Yes

8.2.1.11	Data log*
	Off [def]
	on

8.2.1.14	DHCP User Class I.*
	Format
	ASCII [def]
	HEX
	ASCII data
	xxxxx
	HEX data
	xxxxx

sequel to page 2

8 Settings

8.1 see page 2

8.2 Profiles* 8.2.1 see page 2

Profile 1

8.2.2 Test parameters

Profile 10

8.2.2.1	IP ping*
IP address	
1 - 10	
As number [def]	
As name	
Number of pings	
Pings: xx [def: 10]	
Delay	
sec: xx [def: 1]	
Packet size	
Byte: xx [def: 84]	
Fragmentation	
On [def]	
Off	
Auto	

8.2.2.2	Traceroute*
IP address	
1 - 10	
As number [def]	
As name	
Maximal hops	
xx [def: 25]	
Probes	
xx [def: 3]	
Timeout	
sec: xx [def: 3]	

8.2.2.3	HTTP-Download*
Serverprofile 1	

Serverprofile 10	
Server	
xxxxx	
Download-Filename	
xxxxx	
Upload-Filename	
xxxxx [def: file]	
Upload-Filesize	
xxxxx [def: 1000 Byte]	
User name	
xxxxx	
Password	
xxxxx	
Number of uploads	
xxxx [def: 3]	
Profile name	
xxxx	

8.2.2.4	FTP-Download*
Serverprofile 1	

Serverprofile 10	
Server	
xxxxx	
Download-Filename	
xxxxx	
Upload-Filename	
xxxxx [def: file]	
Upload-Filesize	
xxxxx [def: 1000 Byte]	
User name	
xxxxx	
Password	
xxxxx	
Number of uploads	
xxxx [def: 3]	
Profile name	
xxxx	

8.2.2.5	FTP upload*
Serverprofile 1	

Serverprofile 10	
Server	
xxxxx	
Download-Filename	
xxxxx	
Upload-Filename	
xxxxx [def: file]	
Upload-Filesize	
xxxxx [def: 1000 Byte]	
User name	
xxxxx	
Password	
xxxxx	
Number of uploads	
xxxx [def: 3]	
Profile name	
xxxx	

8.2.2.6	VPI/VCI Scan*
VPI	
VPI range:	
Start: xx [def: 0]	
End: xx [def: 8]	
VCI	
VCI range:	
Start: xx [def: 32]	
End: xx [def: 48]	
Number of pings	
xx [def: 2]	
Timeout	
sec: xx [def: 0.5]	

8.2.2.7	ATM OAM ping*
VPI/VCI	
VPI: xxx [def: 1]	
VCI: xxx [def: 32]	
Number of pings	
xx [def: 3]	
Timeout	
sec: xx [def: 1]	
OAM cell type	
F5 loopback etc [def]	
F5 loopback segm.	

8.2.2.8	ATM BERT*
Duration	
hh:mm [def: 00:01]	
VPI/VCI	
VPI: xxx [def: 1]	
VCI: xxx [def: 32]	
Bit pattern	
(2^11)-1 [def]	
(2^11)-1/inverse	
(2^15)-1	
(2^15)-1/inverse	
(2^20)-1	
(2^20)-1/inverse	
(2^23)-1	
(2^23)-1/inverse	
SPACE (0000)	
MARK (1111)	
User defined	
0000000000000000 [def]	
Threshold	
1E-06 [def]	
HRX value	
xx %	
30 % [def]	
Data rate	
xxx (kbit/s)	
32 kBit/s [def]	

8.2.2.9 see page 4

8.2.3 see page 4

8.3 see page 5

8.4 see page 5

8.5 see page 5

8.6 see page 5

8.7 see page 5

8.8 see page 5

8.9 see page 5

8.10 see page 5

sequel to page 3

8 Settings

8.1 see page 2

8.2 Profiles 8.2.1 see page 2

Profile 1

--- 8.2.2 Test parameters

Profile 10

8.2.2.1 see page 3 8.2.2.2 see page 3 8.2.2.3 see page 3 8.2.2.4 see page 3 8.2.2.5 see page 3 8.2.2.6 see page 3 8.2.2.7 see page 3 8.2.2.8 see page 3

8.2.2.9 VoIP*

VoIP Profil 1

VoIP Profil 3

8.2.2.9.1 Destinations 8.2.2.9.2 SIP settings 8.2.2.9.3 Phone settings 8.2.2.9.4 User name

VoIP destination 1

VoIP - destination 10

Registrar
Use Registrar
no
yes
Registrar server
xxxxx
Outbound proxy/SBC
Use Proxy
no
yes
Outb.proxy/SBC
xxxxx
Out.p./SBC port
Port no: xxxxx
5060 [def]
STUN server
Use STUN
no
yes
STUN server
xxxxx
SIP domain
xxxxx
Listen port
Port no: xxxxx
5060 [def]
Remote port
Port no: xxxxx
5060 [def]
Authentication
xxxxx
Caller ID
xxxxx
User agent
xxxxx
argus [def]
Type of Service
xxxxx
18 [def]
Qualify
no
yes
Expiry
xxxx sec.
3600 [def]

Call acceptance
manual [def]
automatic
Echo test
Jitterbuffer
Off [def]
On
Jitterbuffer
static
nom.: xxx
60 [def]
adaptiv
min <= init < max
xxx xxx xxx
60 60 120 [def]
Codecs
G.711 Alaw
G.711 ulaw
G. 723.1
G. 729 A/B
G. 726
DTMF settings
Mode
automatic [def]
SIP info
RFC 2833
inband
Time
xxx ms
80 ms [def]

xxxxx

8.2.2.9.5 Password
xxxxx

8.2.2.9.6 MOS threshold
x.x
4,0 [def]

8.2.2.9.7 Profilename
xxxxx

8.2.3 Profile name

xxxxx

8.3 see page 5

8.4 see page 5

8.5 see page 5

8.6 see page 5

8.7 see page 5




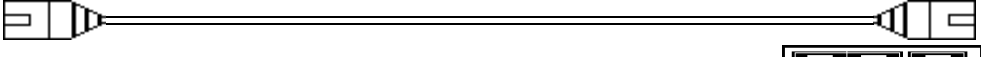




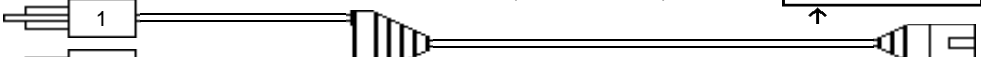

8.8 see page 5

8.9 see page 5

8.10 see page 5


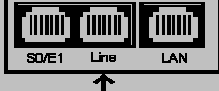
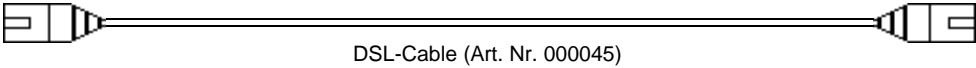

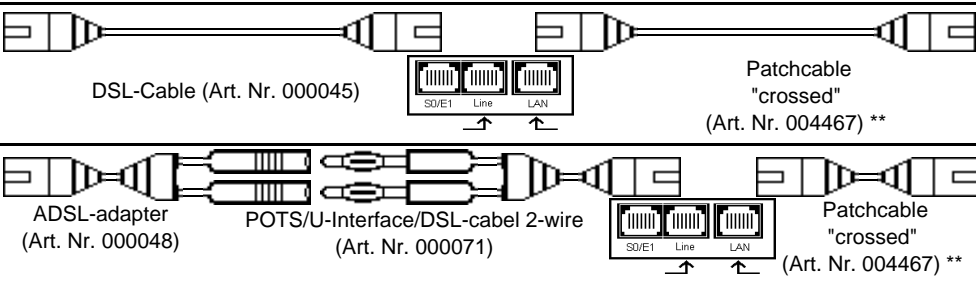
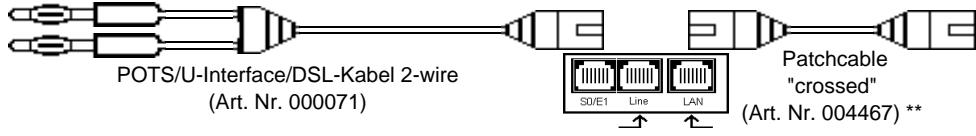

sequel to page 4																													
8	Settings																												
8.1	see page 2																												
8.2	see pages 2, 3, 4																												
8.3	ISDN																												
8.3.1	L1 permanent ? Yes No [def]	8.3.2	Protocol DSS1 CorNet-N CorNet-T CorNet-NQ QSIG VN4	8.3.3	Alerting mode Automatic [def] Manual	8.3.4	clock mode Slave [def] Master	8.3.5	BRI termination Off [def] On	8.3.6	PRI termination Off [def] On	8.3.7	PRI hole mode Short haul Long haul	8.3.8	Sa5-bits 1111 0000 [def]														
8.4	BERT																												
8.4.1	BERT time hh:mm 00:01 [def]	8.4.2	Bit pattern BRI/U0 (2^11)-1 [def] (2^15)-1 freidefiniert 000000000000000 [def]	8.4.3	Bit pattern PRI (2^11)-1 [def] (2^15)-1 freidefiniert 000000000000000 [def]	8.4.4	Error level 1E-06 [def]	8.4.5	HRX value xx % 15% [def]	8.3.9	Sa6-bits 1111 0000 [def] 1010	8.3.10	A-bit A=0 (automatic) A=1 (error)	8.3.11	CRC4 mode CRC4 automatic CRC4 on CRC4 off	8.3.12	Call parameters Net-CGN-TON unknown international national network spec. subscriber abbreviated Net-CGN-NP unknown ISDN/telephony data telex national stand. privat Net-CDN-TON like Net-CGN-TON Net-CDN-NP like Net-CGN-NP User-CGN-TON like Net-CGN-TON User-CGN-NP like Net-CGN-NP User-CDN-TON like Net-CGN-TON User-CDN-NP like Net-CGN-NP CGN Subaddress xxxx CGN Subad. Type User specific NSAP CDN Subaddress xxxx CDN Subad. Type like CGN Subad. Type UII xxxx	8.3.13	Services User specified 1 User specified 2 User specified 3	8.3.14	Call acceptance all MSN/DDI [def] own MSN/DDI	8.3.15	Voice coding A-Law [def] µ-Law	8.3.16	DTMF / keypad DTMF [def] Keypad	8.3.17	CUG index xxx 148 [def]	8.3.18	Keypad Keypad info 1-3 xxxx
8.5	PESQ																												
8.5.1	Mode ARGUS loop Send	8.5.2	Call number a/b xxxxx	8.5.3	Call number ISDN xxxxx	8.5.4	VoIP destination xxxxx																						
8.6	POTS																												
8.6.1	Dial mode DTMF [def] Pulse mode	8.6.2	CLIP mode FSK [def] DTMF	8.6.3	DTMF parameters Level [db] xx [db] [def: -3] Time [ms] xx [ms] [def: 80] Interval xx [ms] [def: 80] Defaults Yes / No	8.6.4	FLASH time xx [ms] 80 ms [def]																						
8.7	X.31 profile																												
8.7.1	X.31 Profil 1 --- X.31 Profil 3	8.7.1	Packet number xxxxx Packet Count: 10 [def]	8.7.2	TEI xx (xx = automatic)	8.7.3	LCN xxxx LCN: 1 [def]	8.7.4	Packet size 16 Byte 32 Byte 64 Byte 128 Byte [def] 256 Byte	8.7.5	Agree packet size No [def] Yes	8.7.6	Window size 1 packet 2 packets [def] --- 7 packets	8.7.7	Agree window size No [def] Yes														
8.8	Device																												
8.8.1	Menu language Deutsch [def] English Francais	8.8.2	LCD contrast low ---- high	8.8.3	Date / time Date: xx.xx.xx Time: xx:xx	8.8.4	PC-Interface USB [def] V.24	8.8.5	V.24 baud rate max 230400 Baud max 115200 Baud max 57600 Baud [def] max 38400 Baud max 28800 Baud max 19200 Baud max 9600 Baud	8.8.6	Alarm bell Off [def] On	8.7.8	Throughput 75 bit/s 150 bit/s 300 bit/s 600 bit/s 1200 bit/s [def] 2400 bit/s 4800 bit/s 9600 bit/s	8.7.9	Agree Throughput No [def] Yes	8.7.10	User data Format ASCII [def] HEX ASCII data xxx 1-3 HEX data 01 00 00 00 45 43 48 4F [def] 01 00 00 00 30 30 47 47 xx xx xx xx xx xx xx												
8.9	Numbers																												
8.9.1	Own number Dest. Number 1-8 X.31 number	8.8.7	Power management Automatic turn off after 5 minutes after 10 minutes after 15 minutes after 30 minutes deactivated Lighting off after 30sec. off after 1 minute off after 5 minutes	8.8.9	Software option Insert key: xxx-xxxx-xxx					8.7.11	CUG No [def] Yes	8.7.12	CUG index xxx Index: 1 [def]	8.7.13	D bit Local [def] End to End														
8.10	Reset																												
8.7.14	Facilities 1/3 --- 3/3	8.7.15	Profile name xxxxxxxx																										

Cable plan ARGUS® 125 (valid since version 2.10) - page 1 of 2 -

Interface	Mode	Connection	 ARGUS-Connection Cable	 Pin Allocation													
POTS / U-Interface	TE / Monitor	Banana	 POTS/U-DSL-cable 2-wire (Art. Nr. 000071)	<table border="1"> <tr> <td><u>Ban</u></td> <td><u>RJ45</u></td> </tr> <tr> <td>red</td> <td>7</td> </tr> <tr> <td>blk</td> <td>8</td> </tr> </table>	<u>Ban</u>	<u>RJ45</u>	red	7	blk	8							
<u>Ban</u>	<u>RJ45</u>																
red	7																
blk	8																
BRI	TE	RJ45	 S0-cable (Art. Nr. 000041)	<table border="1"> <tr> <td><u>RJ45</u></td> <td><u>RJ45</u></td> </tr> <tr> <td>3</td> <td>3</td> </tr> <tr> <td>4</td> <td>4</td> </tr> <tr> <td>5</td> <td>5</td> </tr> <tr> <td>6</td> <td>6</td> </tr> </table>	<u>RJ45</u>	<u>RJ45</u>	3	3	4	4	5	5	6	6			
<u>RJ45</u>	<u>RJ45</u>																
3	3																
4	4																
5	5																
6	6																
PRI	TE / NT / Monitor / Recorder	RJ45	 S2M-cable (Art. Nr. 000025)	<table border="1"> <tr> <td><u>RJ45</u></td> <td><u>RJ45</u></td> </tr> <tr> <td>1</td> <td>1</td> </tr> <tr> <td>2</td> <td>8</td> </tr> <tr> <td>4</td> <td>2</td> </tr> <tr> <td>5</td> <td>7</td> </tr> </table>	<u>RJ45</u>	<u>RJ45</u>	1	1	2	8	4	2	5	7			
		<u>RJ45</u>	<u>RJ45</u>														
	1	1															
	2	8															
4	2																
5	7																
Banana	 Cable with Banana-connectors S2M (Art. Nr. 000018)	<table border="1"> <tr> <td><u>Ban</u></td> <td><u>RJ45</u></td> </tr> <tr> <td>red 1(a)</td> <td>8</td> </tr> <tr> <td>red 2(b)</td> <td>1</td> </tr> <tr> <td>blk 1(a)</td> <td>7</td> </tr> <tr> <td>blk 2(b)</td> <td>2</td> </tr> </table>	<u>Ban</u>	<u>RJ45</u>	red 1(a)	8	red 2(b)	1	blk 1(a)	7	blk 2(b)	2					
<u>Ban</u>	<u>RJ45</u>																
red 1(a)	8																
red 2(b)	1																
blk 1(a)	7																
blk 2(b)	2																
Monitor / Recorder	Sub-D (15 pol.)	 Cable for HICOM 300 (Art. Nr. 000094) RJ45-RJ45 Adapter (Art. Nr. 000035) S2M-cable (Art. Nr. 000025)	<table border="1"> <tr> <td><u>Sub-D</u></td> <td><u>RJ45</u></td> </tr> <tr> <td>8</td> <td>1</td> </tr> <tr> <td>15</td> <td>8</td> </tr> <tr> <td>1</td> <td>2</td> </tr> <tr> <td>9</td> <td>7</td> </tr> <tr> <td>3-10</td> <td></td> </tr> <tr> <td>7-14</td> <td></td> </tr> </table>	<u>Sub-D</u>	<u>RJ45</u>	8	1	15	8	1	2	9	7	3-10		7-14	
<u>Sub-D</u>	<u>RJ45</u>																
8	1																
15	8																
1	2																
9	7																
3-10																	
7-14																	
Monitor / Recorder	LSA Plus	 not disjunctive grün	<table border="1"> <tr> <td><u>LSA</u></td> <td><u>RJ45</u></td> </tr> <tr> <td>2 right</td> <td>1</td> </tr> <tr> <td>1right</td> <td>8</td> </tr> <tr> <td>1left</td> <td>2</td> </tr> <tr> <td>2left</td> <td>7</td> </tr> </table>	<u>LSA</u>	<u>RJ45</u>	2 right	1	1right	8	1left	2	2left	7				
<u>LSA</u>		<u>RJ45</u>															
2 right	1																
1right	8																
1left	2																
2left	7																
TE / NT	 disjunctive rot	<table border="1"> <tr> <td><u>LSA</u></td> <td><u>RJ45</u></td> </tr> <tr> <td>2left</td> <td>1</td> </tr> <tr> <td>1right</td> <td>8</td> </tr> <tr> <td>1left</td> <td>2</td> </tr> <tr> <td>2right</td> <td>7</td> </tr> </table>	<u>LSA</u>	<u>RJ45</u>	2left	1	1right	8	1left	2	2right	7					
<u>LSA</u>	<u>RJ45</u>																
2left	1																
1right	8																
1left	2																
2right	7																
TE / NT / Monitor / Recorder	ISEP	 ISEP-cable (Art. Nr. 000098)	<table border="1"> <tr> <td><u>ISEP</u></td> <td><u>RJ45</u></td> </tr> <tr> <td>2.2</td> <td>1</td> </tr> <tr> <td>2.1</td> <td>8</td> </tr> <tr> <td>1.2</td> <td>2</td> </tr> <tr> <td>1.1</td> <td>7</td> </tr> </table>	<u>ISEP</u>	<u>RJ45</u>	2.2	1	2.1	8	1.2	2	1.1	7				
<u>ISEP</u>	<u>RJ45</u>																
2.2	1																
2.1	8																
1.2	2																
1.1	7																

* optional

Cable plan ARGUS[®] 125 (valid since version 2.10) - page 1 of 2 -

Interface	Mode	Connection	 ARGUS-Connection Cable	 Pin Allocation																		
ADSL*	ADSL*	RJ11	 DSL-Cable (Art. Nr. 000045)	<table border="1"> <tr> <td><u>RJ11</u></td> <td><u>RJ45</u></td> </tr> <tr> <td>3</td> <td>7</td> </tr> <tr> <td>4</td> <td>8</td> </tr> </table>	<u>RJ11</u>	<u>RJ45</u>	3	7	4	8												
		<u>RJ11</u>	<u>RJ45</u>																			
	3	7																				
	4	8																				
Banana	 POTS/U-Interface/DSL-Cable 2-wire (Art. Nr. 000071)	<table border="1"> <tr> <td><u>Ban</u></td> <td><u>RJ45</u></td> </tr> <tr> <td>rd</td> <td>7</td> </tr> <tr> <td>bk</td> <td>8</td> </tr> </table>	<u>Ban</u>	<u>RJ45</u>	rd	7	bk	8														
<u>Ban</u>	<u>RJ45</u>																					
rd	7																					
bk	8																					
ADSL*	Bridge* / Router*	RJ11	 DSL-Cable (Art. Nr. 000045) Patchcable "crossed" (Art. Nr. 004467) **	<table border="1"> <tr> <td><u>Patchcable</u></td> <td><u>"crossed"</u></td> </tr> <tr> <td>1</td> <td>3</td> </tr> <tr> <td>2</td> <td>6</td> </tr> <tr> <td>3</td> <td>1</td> </tr> <tr> <td>4</td> <td>4</td> </tr> <tr> <td>5</td> <td>5</td> </tr> <tr> <td>6</td> <td>2</td> </tr> <tr> <td>7</td> <td>7</td> </tr> <tr> <td>8</td> <td>8</td> </tr> </table>	<u>Patchcable</u>	<u>"crossed"</u>	1	3	2	6	3	1	4	4	5	5	6	2	7	7	8	8
		<u>Patchcable</u>	<u>"crossed"</u>																			
	1	3																				
2	6																					
3	1																					
4	4																					
5	5																					
6	2																					
7	7																					
8	8																					
Banana	 POTS/U-Interface/DSL-Kabel 2-wire (Art. Nr. 000071) Patchcable "crossed" (Art. Nr. 004467) **	<table border="1"> <tr> <td><u>RJ45</u></td> <td><u>RJ45</u></td> </tr> <tr> <td>1</td> <td>3</td> </tr> <tr> <td>2</td> <td>6</td> </tr> <tr> <td>3</td> <td>1</td> </tr> <tr> <td>4</td> <td>4</td> </tr> <tr> <td>5</td> <td>5</td> </tr> <tr> <td>6</td> <td>2</td> </tr> <tr> <td>7</td> <td>7</td> </tr> <tr> <td>8</td> <td>8</td> </tr> </table>	<u>RJ45</u>	<u>RJ45</u>	1	3	2	6	3	1	4	4	5	5	6	2	7	7	8	8		
<u>RJ45</u>	<u>RJ45</u>																					
1	3																					
2	6																					
3	1																					
4	4																					
5	5																					
6	2																					
7	7																					
8	8																					
Ethernet*		RJ45	 Blue Patch-Cable 1:1 (Art. Nr. 004466) ***	<table border="1"> <tr> <td><u>RJ45</u></td> <td><u>RJ45</u></td> </tr> <tr> <td>1-8</td> <td>1-8</td> </tr> </table>	<u>RJ45</u>	<u>RJ45</u>	1-8	1-8														
<u>RJ45</u>	<u>RJ45</u>																					
1-8	1-8																					

* optional

** or Blue Patch-Cable 1:1 (Art. Nr. 004466) (depends on far end)

*** or Patchcable "crossed" (Art. Nr. 004467) (depends on far end)

ARGUS® 125- Modi, protocols, tests, parameters - overview

ARGUS® 125

Menu

intec Gesellschaft für Informationstechnik mbH

Rahmedestr. 90

58507 Luedenscheid - Germany

Tel. +49 (0) 2351 / 9070-0

Fax +49 (0) 2351 / 9070-70

www.argus.info

Access		Ethernet		ADSL			
Mode				ARGUS-Bridge	ARGUS-Router	ARGUS-ADSL	
Protocol		PPPoE	IP		PPPoE	PPPoE	w/o prot.
Tests	IP ping	•	•		•	•	
	Traceroute	•	•		•	•	
	HTTP-Download	•	•		•	•	
	FTP-Download	•	•		•	•	
	FTP-Upload	•	•		•	•	
	VPI/VCI Scan						•
	ATM-OAM-Ping						•
	ATM BERT*						•
Parameters	VoIP*	•	•		•	•	
	ATM			•	•	•	
	PPP	•			•	•	
	LAN IP		• ¹		• ¹		
	WAN IP						
	DNS IP		• ²				
	PPTP IP						
	NAT				•		
Data log							
Data Log	DHCP Vendor ID						
		•	•	•	•	•	
Statistics	WAN ATM			•	•	•	•
	WAN ETH / IP			•	•	•	
	LAN ETH	•	•	•	•		
	PPP	•			•	•	

Note: ¹ static | DHCP client | DHCP server | auto

² only LAN IP mode = static

hotkeys:	a/b	BRI/PRI/U-Interface	ADSL	Ethernet
key 0	back to Argus State			
key 1	Help - Hotkeys			
key 2	-	Service test	VPI/VCI scan	-
key 3	-	Supp. Services test	IP ping	
key 4	-	Automatic tests	Traceroute	
key 5		Test data to PC	HTTP Download	
key 6	-	Test manager		
key 7		Numbers	FTP Download	
key 8		PC / Trace		
key 9	-	BERT start	ATM BERT	-
key Π		Level measuring	Line-State	
telephony		Connecting	VoIP - Phone	
shortcut * 1:	SW options			
shortcut * 2:	Reset			

legend:	
xx [def] or [def: xx]	default settings
black, bold, italic	default setting
white, bold, italic	main menu items
white, bold	submenu layers
black, bold	2nd last submenu layer
black	last submenu layer
black	item
xxx*, xxx**	options (see manual)